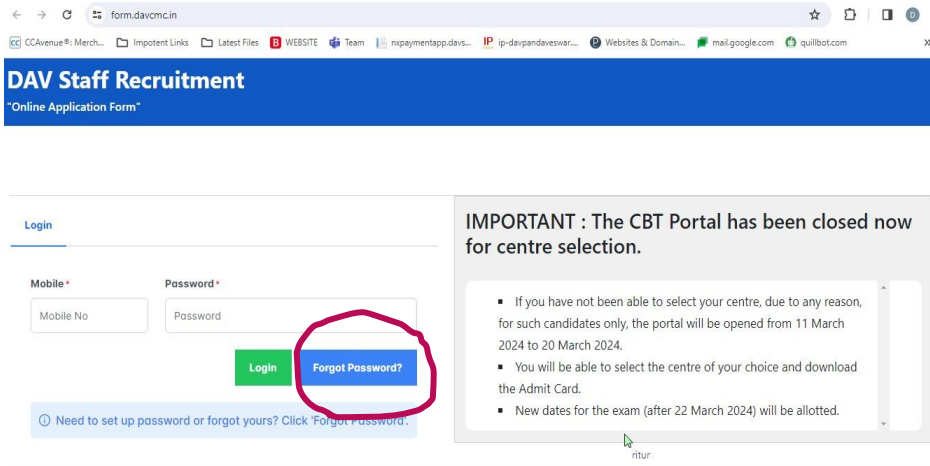
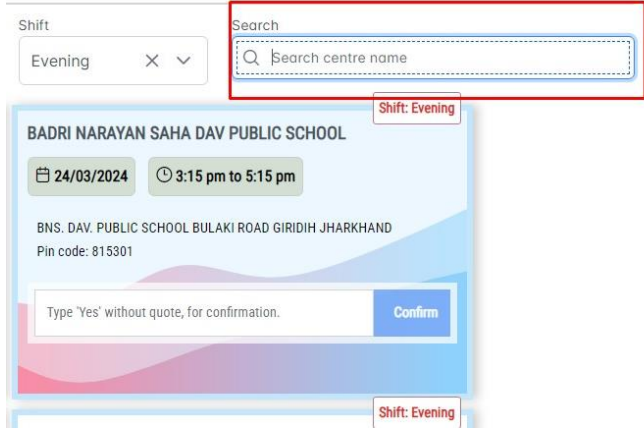
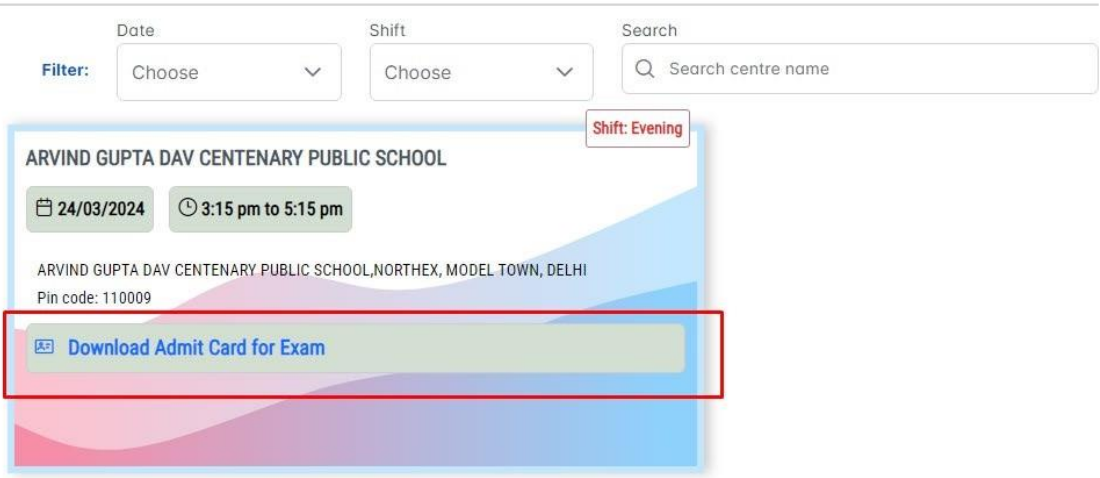


USER MANUAL

STEP 1	LOGIN	Login in (https://form.davcmc.in/)
STEP 2	ENTER USERNAME	The mobile number on your application form is your username.
STEP 3	ENTER PASSWORD	<p>FORGOT YOUR PASSWORD ????? Follow these steps -</p> <ul style="list-style-type: none"> ○ Press “forgot password” button. ○ Add username (mobile number on the application form) . ○ Get OTP on the phone and email. ○ Add OPT and change password of your choice.  <p>The screenshot shows the DAV Staff Recruitment portal. At the top, there's a blue header with 'DAV Staff Recruitment' and 'Online Application Form'. Below this, there's a login section with fields for 'Mobile*' and 'Password*'. The 'Forgot Password?' button is highlighted with a red circle. To the right of the login section, there's an important notice: 'IMPORTANT : The CBT Portal has been closed now for centre selection.' Below this notice, there's a list of bullet points: 'If you have not been able to select your centre, due to any reason, for such candidates only, the portal will be opened from 11 March 2024 to 20 March 2024.', 'You will be able to select the centre of your choice and download the Admit Card.', and 'New dates for the exam (after 22 March 2024) will be allotted.'</p>
STEP 4	CENTRE SELECTION	Once inside, select the exam centre of your choice. Center once selected cannot be changed.

		
STEP 5	DOWNLOAD ADMIT CARD	<p>Download and take the printout of the Admit card.</p> 
<p>If you want to change the personal info in the admit card, bring an affidavit by the notary (on Rs 10/- stamp paper) along with 2 passport size photographs, with the following details and submit to the Centre Superintendent before the exam, during checking of identity at the gate.</p>		

Subject - Affidavit for change in Personal Information : DAV Staff Recruitment - 2024

**I, Mr./Ms./Mrs..... S/D/W/o
hereby declare that I submitted my e-application form on DAV Staff Recruitment Website (<https://davrecruit.davcmc.in>) vide Application No.
..... in February 2024 for the post of
(specify post & subject - PRT/TGT/PGT/NT/Ministerial Post).**

I admit that I made some mistakes in the personal information and submitted wrong information to DAVCMC.

I hereby request DAVCMC to kindly allow me to sit for CBT and give rights to DAVCMC to rectify my personal information at the backend.

My correct personal details, as they should appear on the Admit Card are given below :

Name

Gender

DOB

Mother's Name

Father's/Husband's Name

Photograph

Signature

Date